

Parent-Teacher Meeting (PTM) 2017



Mother Tongue Languages

Content

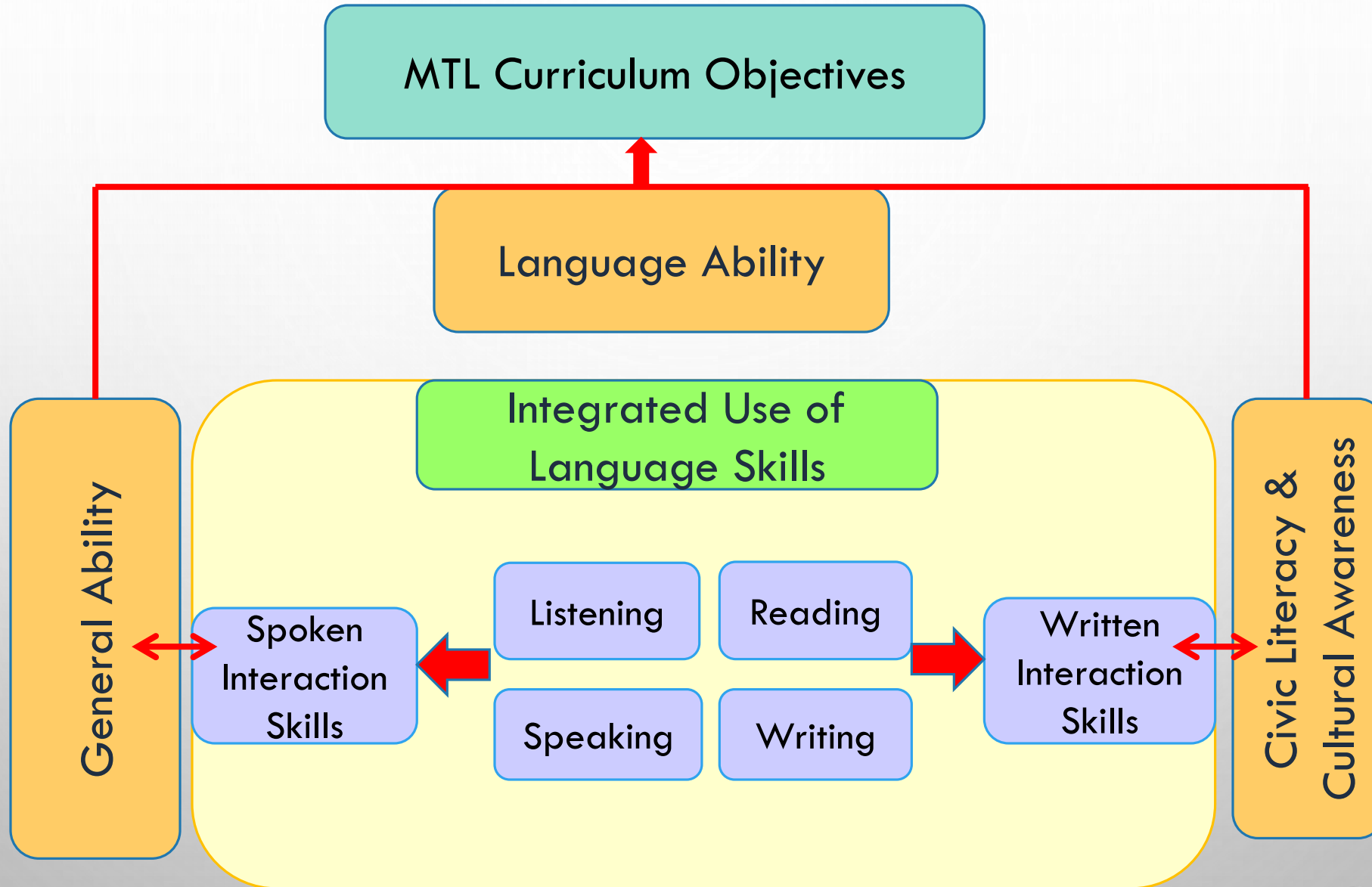
- What will my child be learning?
- How will my child be assessed?
- How can I support my child?

The image features a light gray background with a subtle gradient. In the top-left and bottom-right corners, there are several realistic-looking water droplets of various sizes, some overlapping. The text is centered in the middle of the page.

**WHAT WILL MY CHILD
BE LEARNING?**

Recommendations Implemented in the 2015 Primary MTL curriculum after MTL Review

- Strengthening the teaching & learning of interaction skills;
- A more systematic teaching of oral vocabulary & sentence structures; and
- Greater use of information & communication technology (ICT) in teaching & learning of MTLs.



The background is a light gray gradient with several realistic water droplets of various sizes scattered in the corners. The droplets have highlights and shadows, giving them a three-dimensional appearance.

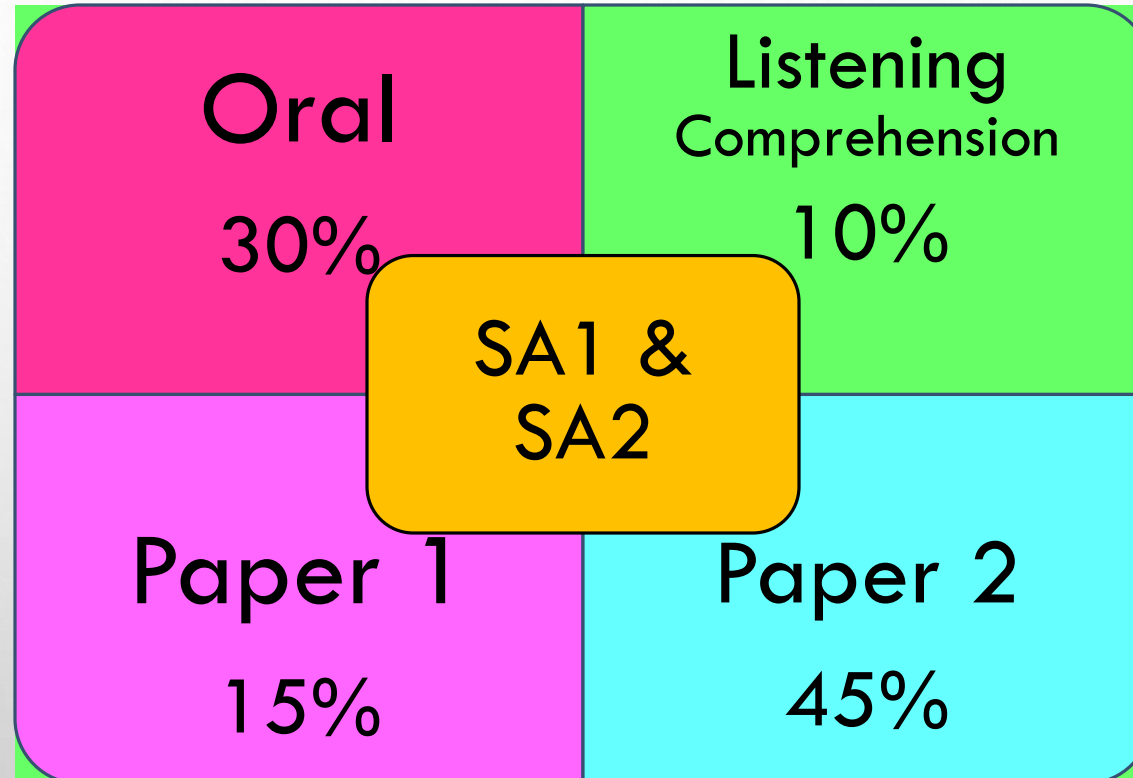
**HOW WILL MY CHILD
BE ASSESSED?**

P2 Assessment Framework

Skills	Term 1	Term 2	Term 3	Term 4
Listening	10%	20%	20%	50%
Speaking				SA2
Reading				<ul style="list-style-type: none">• Listening Comprehension
Writing & Language Use				<ul style="list-style-type: none">• Oral• Writing• Language usage & Comprehension

Holistic Assessment of Students' Learning

P3 Assessment Framework



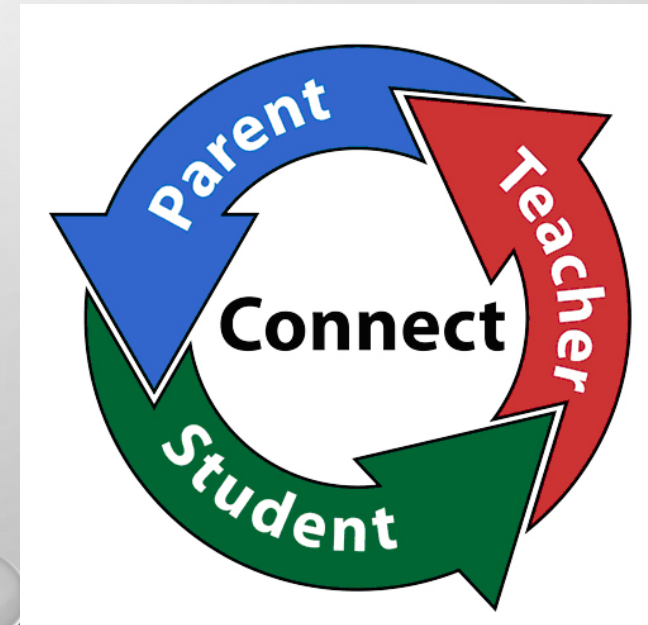
Formative Assessment of Students' Learning

The background is a light gray gradient with several realistic water droplets of various sizes scattered in the corners. The droplets have highlights and shadows, giving them a three-dimensional appearance.

**HOW CAN I SUPPORT
MY CHILD?**

Family Support Is Crucial

Create an conducive
environment for learning
of MTL





THANK YOU